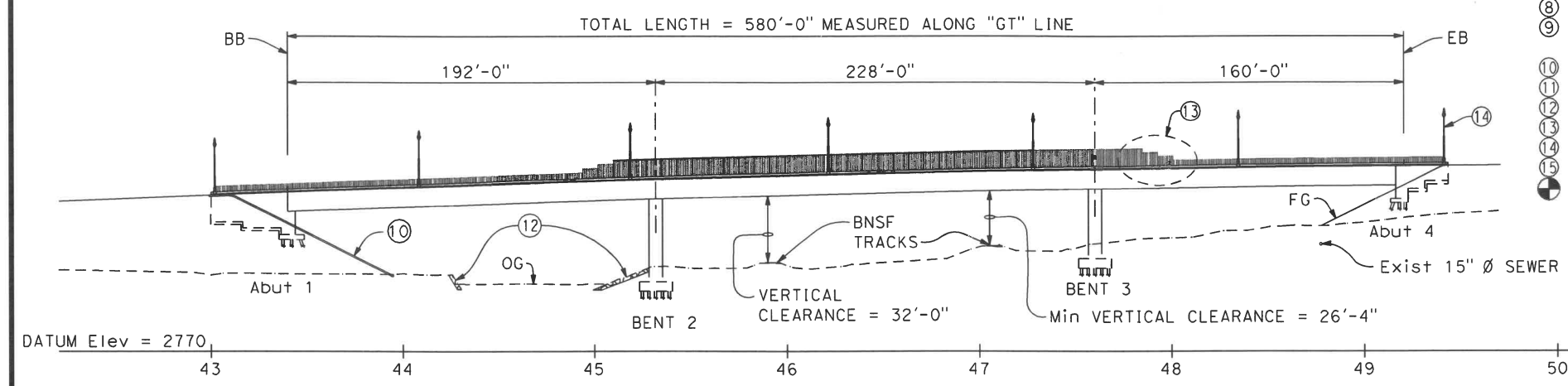


BVC 43+38.81
Elev = 2852.59'
+3.90%

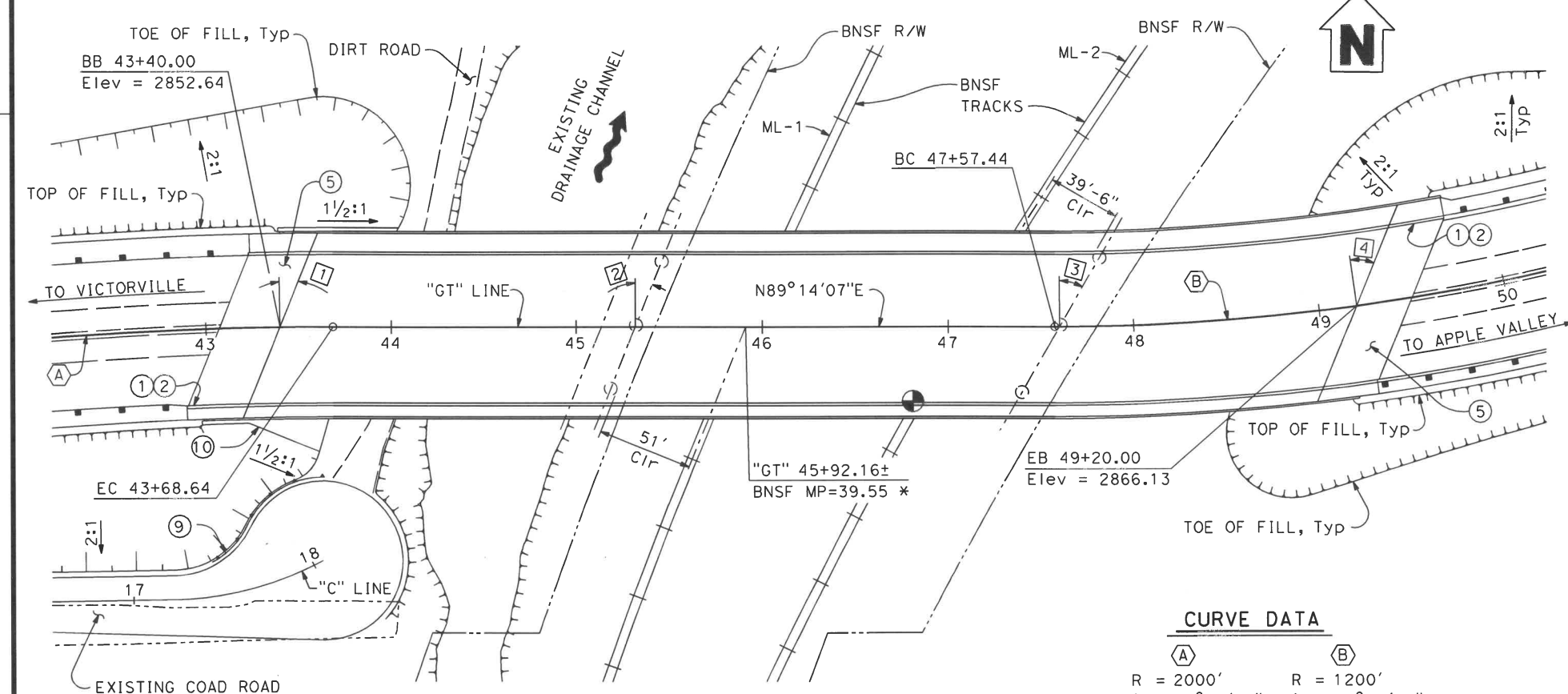
EVC 64+38.81
Elev = 2815.32'
-7.45%

2100' VC
R/C = -0.5405% PER STATION

PROFILE GRADE
NO SCALE



DEVELOPED ELEVATION
1" = 40'



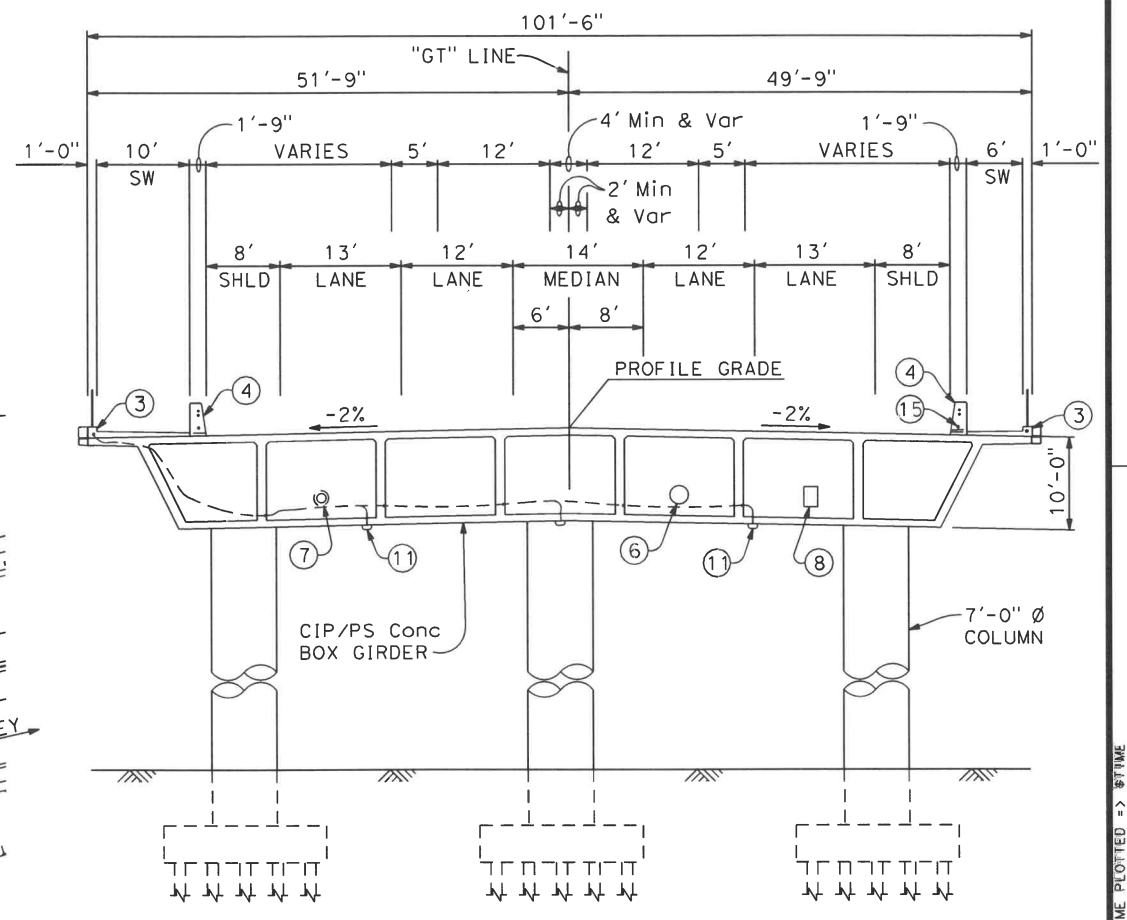
PLAN
1" = 40'

CURVE DATA

Ⓐ	R = 2000'	Ⓑ	R = 1200'
Δ = 12°19'13"	Δ = 42°38'18"		
T = 215.86'	T = 468.32'		
L = 430.06'	L = 893.01'		

LEGEND

- ① Paint "Br. No. 54C0770"
- ② Paint "GREEN TREE Blvd OH"
- ③ Concrete Curb with Picket Railing
- ④ Concrete Barrier (Type 842 Modified)
- ⑤ Structure Approach Type N(30)
- ⑥ Future Utility Opening with Casing Under Approach Slabs
- ⑦ 12" Ø DIP Water Line In 20" Ø Casing (City)
- ⑧ Electrical Conduit Bank (SCE)
- ⑨ Retaining Wall No. C-17, See "RETAINING WALL NO. C-17" Plans
- ⑩ Slope Paving
- ⑪ Soffit Lighting, see "BRIDGE LIGHTING" Plans
- ⑫ Rock slope protection, see "EROSION CONTROL" Plans
- ⑬ See "DETAIL A" on "ARCHITECTURAL DETAILS NO. 1" sheet
- ⑭ Electrolier, see "BARRIER DETAILS" sheet
- ⑮ 3" fiber optic interconnect
- Denotes Point of Min Vert Cir



TYPICAL SECTION
1" = 10'

SKUEW ANGLE TABLE

LEGEND	ANGLE
①	22°49'14"
②	22°00'00"
③	30°04'43"
④	29°45'42"

NOTE:
For "QUANTITIES" see "DECK CONTOURS" sheet.

DIST	COUNTY	ROUTE	POST MILES TOTAL PROJECT	SHEET No	TOTAL SHEETS
08	SBD	CR		260	296

MASON LEE HANCOCK
 REGISTERED CIVIL ENGINEER
 DATE _____
 PLANS APPROVAL DATE _____
 The State of California or its officers or agents shall not be responsible for the accuracy or completeness of scanned copies of this plan sheet.
 DOKKEN ENGINEERING
 110 BLUE RAVINE ROAD, SUITE 200
 FOLSOM, CA 95630

* MILEPOST OF CAJON SUBDIVISION OF CALIFORNIA DIVISION OF BNSF RAILWAY COMPANY.

DESIGN	BY M. Hancock	CHECKED R. Griggs	LOAD & RESISTANCE FACTOR DESIGN	LIVE LOADING: HL93 W/"LOW-BODY"; PERMIT DESIGN VEHICLE	PREPARED FOR THE CITY OF VICTORVILLE	BRIDGE NO. 54C0770	GREEN TREE BLVD OVERHEAD
DETAILS	BY K. Dang	CHECKED R. Griggs	LAYOUT	BY M. Hancock	CHECKED R. Griggs	PROJECT ENGINEER M. Moehler	
QUANTITIES	BY D. Sy	CHECKED F. Enriquez	SPECIFICATIONS	BY M. Moehler	PLANS AND SPECS COMPARED R. Griggs	POST MILES	

DESIGN GENERAL PLAN SHEET (ENGLISH) (REV. 03/14/12) ORIGINAL SCALE IN INCHES FOR REDUCED PLANS 0 1 2 3 UNIT: PROJECT NUMBER & PHASE: CONTRACT NO.: DISREGARD PRINTS BEARING EARLIER REVISION DATES REVISION DATES SHEET S-1