









Mono County



Pavement Condition Index

Reported		Estimated	
	Good (71-100)		Good (71-100)
	At Lower Risk (61-70)		At Lower Risk (61-70)
	At Higher Risk (50-60)		At Higher Risk (50-60)
	Poor (0-49)		Poor (0-49)