









Riverside County



Pavement Condition Index

Reported	Estimated
 Good (71-100)	 Good (71-100)
 At Lower Risk (61-70)	 At Lower Risk (61-70)
 At Higher Risk (50-60)	 At Higher Risk (50-60)
 Poor (0-49)	 Poor (0-49)